

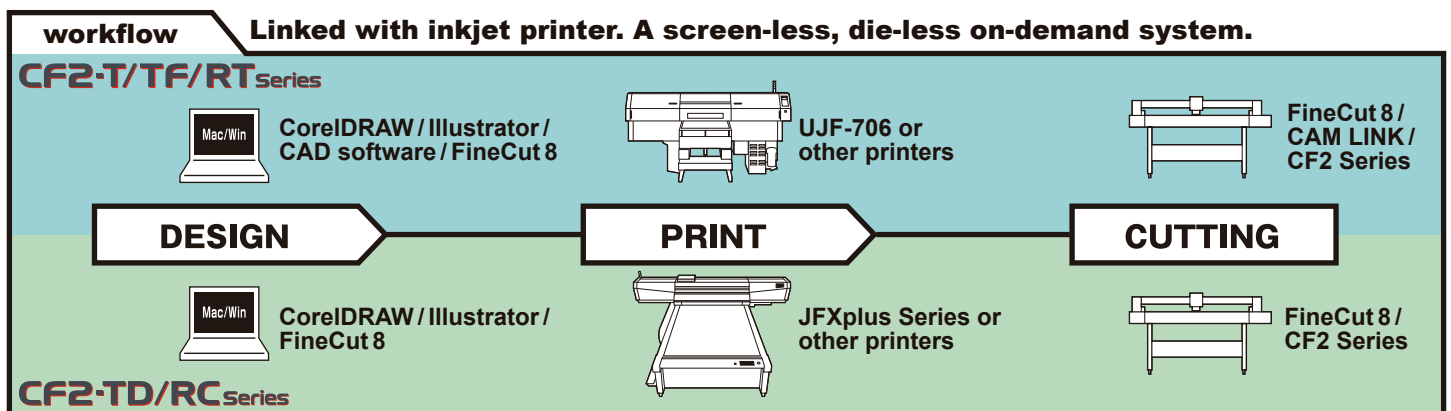
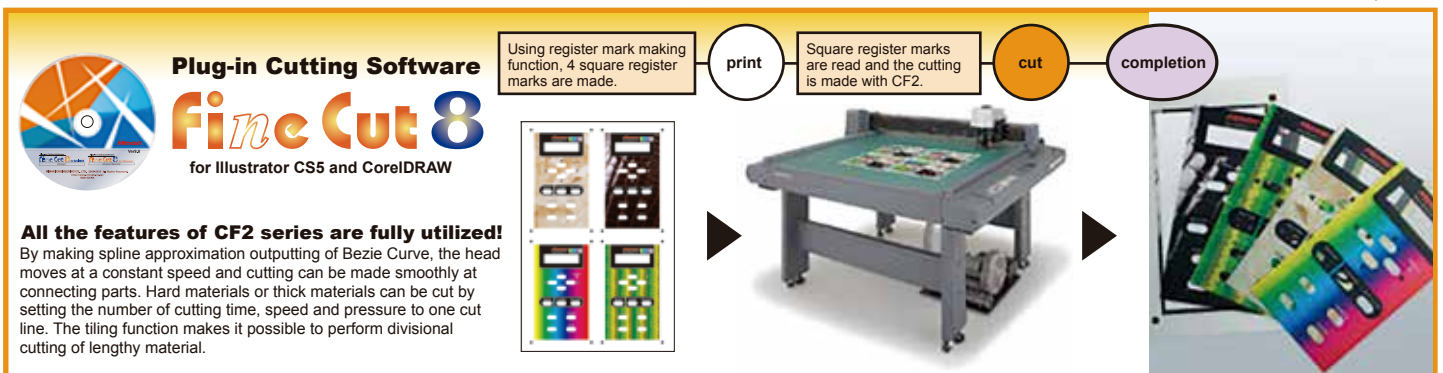
**Perform high accuracy cuts on a wide range of materials.**



# Superior sharpness and extremely accurate cutting quality. Enable your multi-type-small-lot production with the CF2



\* The caster is an optional item.



**CF2  
Series**

# CF2-T/TF/RT Series

**Use extensively with a variety of industrial materials such as various kinds of rubber, resin, and so on.**


- Capable of performing on-demand production responding quickly even to an order as small as 1 piece.
- You can perform from sample making to short-run production, as you like.
- The mark sensor function enables you to make accurate contour cutting of printed media.
- Depending on ideas, you may produce innovative value-added products.



Joint sheet



Foamed material



Plastic belt and others



FPC board



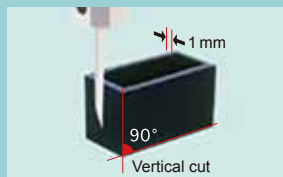
Laminated POP



Life-size panel

**RT head (electric reciprocating cutter)**

By reciprocating the cutter up and down at high speed, even thick material of up to 20 mm can be cut. Up to 10 mm thick, you can cut while pressing materials. Various material such as foamed material including sponge can be cut.



**Even complicated shapes and various materials can be cut.**


Various industrial materials can be cut with a variety of cutters.



■ TF head



■ RT head



Material - holding unit (detachable)

■ Head composition

Head	Tool	Pressure	remarks
T	A Pen / swivel cutter	20 - 400 g	
	B Tangential cutter	300 - 1,500 g	
TF	A Pen / swivel cutter	20 - 400 g	
	B Tangential cutter	300 - 1,500 g	
	C High-pressure tangential cutter	1,000 - 5,000 g	
RT	A Pen / swivel cutter	20 - 400 g	
	B Reciprocating cutter	1,500 g fixed	Stroke 5 mm, Max. vibration 5,000 times
	Tangential cutter	500 - 1,500 g	
	C Tangential cutter	300 - 1,500 g	

**CF2**  
Series

# CF2-TD/RC Series

**Actively used for small lot commercial production of decorated cases, displays, POP, etc.**

- Possible to perform an on demand production quickly responding to an order even as small as 1 piece.
- You can perform from sample making to short-run production, as you like.
- Mark sensor function enables you to make precise contour cutting of printed materials.
- Creasing tool produces optical creases in carton and corrugated board.




Coated board



Toys



Sign board



Double-faced corrugated board



Decorated case

**Thick material is cut with RC head.**

By reciprocating the cutter up and down at high speed, even thick material can be cut. The material that can be cut has been further extended including double-faced corrugated board.



**Mark chips enable to cut from the back surface.**


By attaching special mark chips, it is possible to perform cutting, drawing of ruled lines and folding lines from the back surface. The mechanism is that the sensor reads the center of the chip and cut. (FineCut is used.)



■ TD head



■ RC head



■ Head composition

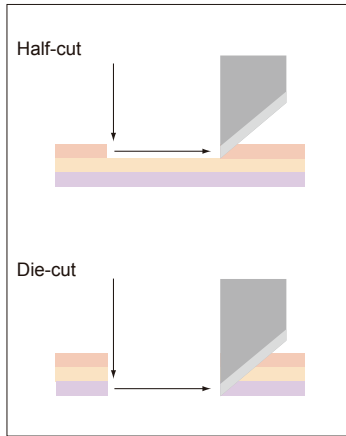
	Head	Tool	Pressure	remarks
TD	A	Pen / swivel cutter	20 - 400 g	
	B	Tangential cutter	300 - 1,500 g	
	C	Marking gauge roller	1,000 - 5,000 g	
RC	A	Pen / swivel cutter	20 - 400 g	
	B	Reciprocating cutter	1,500 g fixed	Stroke 2 mm Maximum vibration 7,000 times
		Tangential cutter	500 - 1,500 g	
C	High-pressure tangential cutter / Creasing tool	1,000 - 5,000 g		

The CF2 Series flat bed cutting plotter capable of cutting various kinds of media with high accuracy without dies. Out of a total of 30 kinds of line-up, you can choose the one best suited for your needs. By cutting the printed media, you may produce high value-added products on demand required. Begin multi-type small-lot production with unprecedented high quality.

**Composite materials etc. can be half-cut.**

**Half-cut**


By adjusting the depth of the cutter blade, you can half-cut composite, laminated material (etc). As two tools can be used, you can perform different types of half-cutting or die-cutting without changing the tools.



**Thick material can be outline-cut with high accuracy.**

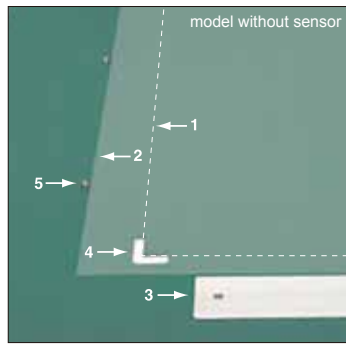
**Mark-sensor function**

With the adoption of a high performance color photo sensor, the square register marks printed on the media are detected and the position of the origin, inclination of coordinate and distance are adjusted. This enables the operator to perform cutting at the precise position. Further, the sensor recognizes the difference of "color of media" and "color of square register marks", and enables the cutter to perform cuts accurately, while being tailored to the printed material without being influenced by the color of the media. A light pointer that is used as marker when setting the media is provided as standard device and facilitates position adjustment with square register marks.



**Media is set easily and accurately.**

With the aid of a work-guide installed to the directions of X and Y, the positioning of the media is smooth and working efficiency has been improved. It is also possible to remove the work-guide depending on the media size.



- 1: Effective range of cutting
- 2: Media
- 3: Work-guide plate
- 4: Origin seal
- 5: Work-guide pin

\*For models with sensor, work-guide plate is used instead of work-guide pin. \*Please note that the work guide is used just as a guide for setting the media and it is not intended to guarantee the distance to the origin.

**Extensive line-up of cutter blades.**

A wide variety of cutter blades tailored to various media are provided. As one machine can process with flexibility, expand your business opportunities.



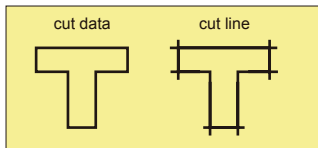
**Cutter blades in the marketplace can also be used.**

As the low cost cutter blades can be used, the running cost can be reduced.

**Full of useful functions to support cutting**

**Correction of starting and ending points**

The starting and ending positions of cutting are corrected, which makes cut-away of the media smoother. Adjustable within the range of 0 to 2.5 mm.



**press correction**

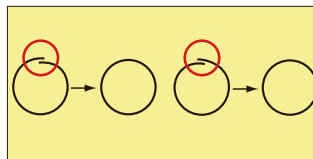
Pressure of tool coming down is corrected to ensure complete cutting.

**back cutting**

Back cutting is also possible by attaching mark chips to the back surface. From the front surface, excess cut is not seen making the finish beautiful.

**Circle  $\theta$  correction**

Declination of starting point and ending point of a circle cutting caused by thickness or hardness of the media is corrected and cutting nearly perfect circle is available.



**Repeated cutting**

Is capable of repeating the cutting up to maximum of 5 times changing the cutting pressure. With only one time of data sending, you can cut even thick material with high quality finish.

**Multiple registration of cutting conditions**

Cutting conditions such as pressure, speed, correction of starting and ending points, circle  $\theta$  correction, offsets, etc. by tool may be registered for multiple times.

- Provided with felt mat required when reciprocating cutter is used.

- Various holders are available to meet a variety of materials.

- Provided with a blower to hold down materials.



\* Provided with CF2-RC/RT as standard items.

\* Enhanced blower is also available as option.

■ CF2 series specifications

		CF2-0912**	CF2-1215**	CF2-1218**
Effective plotting area	X	1,170 mm (46.1")	1,470 mm (57.9")	1,770 mm (69.7")
	No sensor model	1,200 mm (47.2")	1,500 mm (59.1")	1,800 mm (70.9")
Motorization		X,Y,Z,θ 4 axes DC software servo		
Maximum plotting speed		50 cm (19.7") / s		
Maximum acceleration		0.5 G		
Mechanical resolution		X:0.00234 mm (0.00009") Y:0.003125 mm (0.0001") θ :0.05625		
Command resolution		0.025 mm (0.001") / 0.01 mm (0.0004") (changeable from operation panel)		
Static accuracy**	Repetition accuracy	± 0.1 mm (0.004")		
	Distance accuracy	± 0.1 mm (0.004") or ± 0.1% whichever is greater		
	Origin repetition accuracy	± 0.1 mm (0.004")		
Maximum thickness of set work		T / TD : 25 mm (1") RT / RC : 20 mm (0.8")		
Work fixation		Air suction by a blower		
Receiver buffer size		1MB		
Command		MGL-II c3 (Support MGL-II c)2		
Interface		RS-232C		
Dimension	Width	1,760 mm (69.3") or less	2,060 mm (81.1") or less	2,360 mm (92.9") or less
	Depth	1,600 mm (63.0") or less	1,900 mm (74.8") or less	
	Height	1,100 mm (43.3") or less		
Weight		140 kg (308 lbs.)	165 kg (364 lbs.)	180 kg (397 lbs.)
Operation environment		Temperature: 5 ~ 40 °C Humidity : 35 ~ 75% (Rh) No condensation		
Power requirement		Main Unit : 50 / 60 Hz AC 100 / 120 / 220 / 240 V (tap changing) Blower : Stated separately		
Power consumption		Main Unit : 300 VA Blower : Stated separately		

\*\*1 Accuracy written with a pen where the load is almost non-existent. Guaranteed temperature range is 20 to 25 °C. \*\*2 A command based on HP-GL.

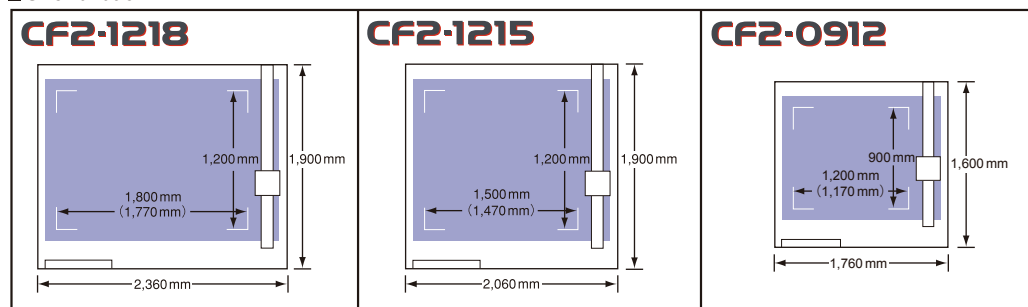
■ Materials that can be processed

● : Possible to cut with standard accessories  
 △ : Possible to cut with the use of optional items

	T	TF	RT	TD	RC
Corrugated fiberboard (E to B flute) *				●	●
Corrugated fiberboard (AB flute) *					●
Coated board for packaging*				●	●
Vinyl chloride for clear package*				●	●
Plastic corrugated fiberboard				●	●
Vinyl chloride sheet for signboard	●	●	●	●	●
Soft vinyl chloride (0.5 to 10 mm)	△	△			
Reflecting sheet	●	●	●	●	●
Sand-blast rubber	●	●	●	●	●
Industrial sheet rubber (3 mm or less)	●	●	●	●	●
Industrial sheet rubber (0.5 to 10 mm)	△	△			
Pattern Happort	●	●	●	●	●
Teflon (1.0 to 5.0 mm)		●			●
Resin belt. (5.0 mm or less)	●	●			
Various foam (20 mm or less)			●		

Note) As the property of the media may vary depending on the material manufacturers, the above data is just a guide. Make sure to perform your own testing. Note) \* shows material to which drawing of the ruled line is possible.

■ Size variation



\*Please install this unit confirming that there is a space of 1,000 mm or more around the unit.

● All trademarks or registered trademarks are the property of their respective owners. ● Specifications are subject to change without notice. ● Some of the screens and printing samples in this catalog are artificial renderings.

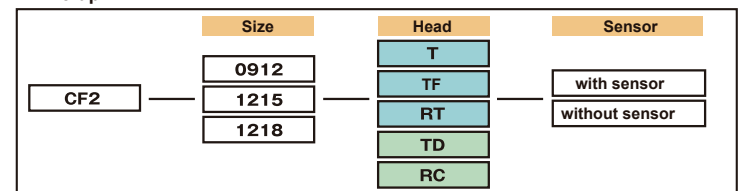
<p><b>Corporativo</b>                  (55) 2625 2990                  01800 000 CELU                  info@celupal.com</p>	<p><b>Sucursal Toluca</b>                  (722) 283 1039                  (722) 437 6202                  toluca@celupal.com</p>	<p><b>Sucursal Querétaro</b>                  (422) 340 7722, 23                  (422) 340 7080                  queretaro@celupal.com</p>	<p><b>Sucursal Monterrey</b>                  (81) 1936 6074                  monterrey@celupal.com</p>	<p><b>Sucursal Guadalajara</b>                  (33) 3619 5046                  guadalajara@celupal.com</p>
<p><b>Sucursal Mérida</b>                  (999) 946 0908                  merida@celupal.com</p>	<p><b>Sucursal Algarín</b>                  (55) 5530 4456                  (55) 5519 2189                  algarin@celupal.com</p>	<p><b>Sucursal Chihuahua</b>                  (614) 417 0071                  chihuahua@celupal.com</p>	<p><b>Sucursal Puebla</b>                  (222) 222 9416                  (222) 222 7417                  puebla@celupal.com</p>	<p><b>Sucursal Cancún</b>                  (998) 206 8489                  cancum@celupal.com</p>

■ Optional supply items/Standard accessories

■ : Standard Accessory ● : Optional Item

Item	Item.No	T	TF	RT	TD	RC	Remark
Swivel cutter holder	SPA-0001	■	■	■	■	■	1 pcs / set No blade
Swivel Blade for vinyl sheet	SPB-0001	■	■	■	■	■	3 pcs / set
Swivel Blade for small letters	SPB-0003	●	●	●	●	●	3 pcs / set
Swivel Blade for rubber sheet	SPB-0005	●	●	●	●	●	3 pcs / set
Swivel Blade for reflecting sheet	SPB-0006	●	●	●	●	●	2 pcs / set
Swivel Blade for fluorescent sheet	SPB-0007	●	●	●	●	●	3 pcs / set
Cutter holder 4N	SPA-0053	■	■	■	■	■	For works of which thickness is 5 mm or less
Cutter holder 2N	SPA-0113	■	■	■	■	■	For works of which thickness is 2 mm or less
High-speed steel blade 30 °	SPB-0043	■	■	■	■	■	40 pcs*5 / set
Carbide blade 30 °	SPB-0045	■	■	■	■	■	1 pcs*3 / set
Titanium-coated blade 30 °	SPB-0047	●	●	●	●	●	1 pcs / set
High-speed steel blade 45 °	SPB-0044	●	●	●	●	●	40pcs*5 / set
Carbide blade 45 °	SPB-0046	●	●	●	●	●	1 pcs*3 / set
Titanium coated blade 45 °	SPB-0008	●	●	●	●	●	1 pcs / set
Cutter holder 7N	SPA-0054	●	●	●	●	●	For works of which thickness is 7 mm or less
High-speed steel blade 30°7 mm	SPB-0048	●	●	●	●	●	15 pcs*5 / set
Cutter holder 10N	SPA-0077	●	●	●	●	●	For works of which thickness is 10 mm or less
Carbide design blade 30 °	SPB-0051	●	●	●	●	●	3 pcs / set
Cutter holder RN	SPA-0055	●	●	●	●	●	
Titanium coated both blades	SPB-0009	●	●	●	●	●	1pcs / set For reflecting sheet
Cutter holder JN	SPA-0061	●	●	●	●	●	
Carbide both blades	SPB-0031	●	●	●	●	●	2pcs / set For joint sheet
Cutter holder 06	SPA-0099			■			
Carbide blade 2 °	SPB-0064			■			5 pcs / set For sponge 20 mm or less.
Cutter holder 07	SPA-0114					■	
20 mm blade	SPB-0055					■	10 pcs / set For corrugated fiberboard
Carbide blade 17 °	SPB-0065					■	5 pcs / set For AB corrugated fiberboard
Cutter holder 08 × 15	SPA-0170			●		●	
Carbide blade 7 × 15	SPA-0075			●		●	5 pcs / set for rubber 15 mm or less
Creasing roller DN	SPA-0056				■	●	For E corrugated fiberboard
Creasing roller CN	SPA-0057				■	■	For coated board
Creasing roller PN	SPA-0058				●	●	For pleated works
Creasing plate EN	SPA-0067				●	●	For E / B corrugated fiberboard
Creasing plate YN	SPA-0124				●	■	For corrugated fiberboard in general
Pen holder	SPA-0068	■	■	■	■	■	1 pcs / set
Vacuum unit	OPT-C0199	●	●	●	●	●	120 V, 0.51 / 0.7 kw, filter separately available
Vacuum unit	OPT-C0200	●	●	●	●	●	220 V, 0.51 / 0.7 kw, filter separately available
Vacuum unit	OPT-C0201	●	●	●	●	●	240 V, 0.51 / 0.7 kw, filter separately available
Vacuum unit	OPT-C0205	●	■	●	●	●	120 V, 0.51 kw, filter separately available
Vacuum unit	OPT-C0206	●	●	●	●	●	220 V, 0.25 / 0.38 kw, filter separately available
Vacuum unit	OPT-C0207	●	●	●	●	●	240 V, 0.25 / 0.38 kw, filter separately available
Blade tip adjuster	OPT-C0030	●	●	●	●	●	For tangential cutter. Dial type
Blade tip adjuster	OPT-C0066	●	●	●	●	●	For swivel cutter. Dial type

Line-up



We are prepared to make special equipment meeting your special application requirements. Please consult with our sales.

MIMAKI ENGINEERING CO., LTD.

2182-3 Shigeno-otsu, Tomi-city, Nagano 389-0512, Japan  
 Tel: +81-268-78-2288  
 trading@mimaki.jp www.mimaki.co.jp

MIMAKI USA, INC.

150 Satellite Boulevard, suite A, Suwanee, Georgia 30024, U.S.A  
 Atlanta +1-888-530-3988 Boston +1-888-530-3986  
 Los Angeles +1-888-530-3987 Chicago +1-888-530-3985  
 www.mimakiusa.com

MIMAKI EUROPE B.V.

Stammerdijk 7E,  
 1112 AA Diemen, The Netherlands  
 Tel: +31-20-4627-640  
 www.mimakieurope.com



Our factory is certified according to ISO14001:2004